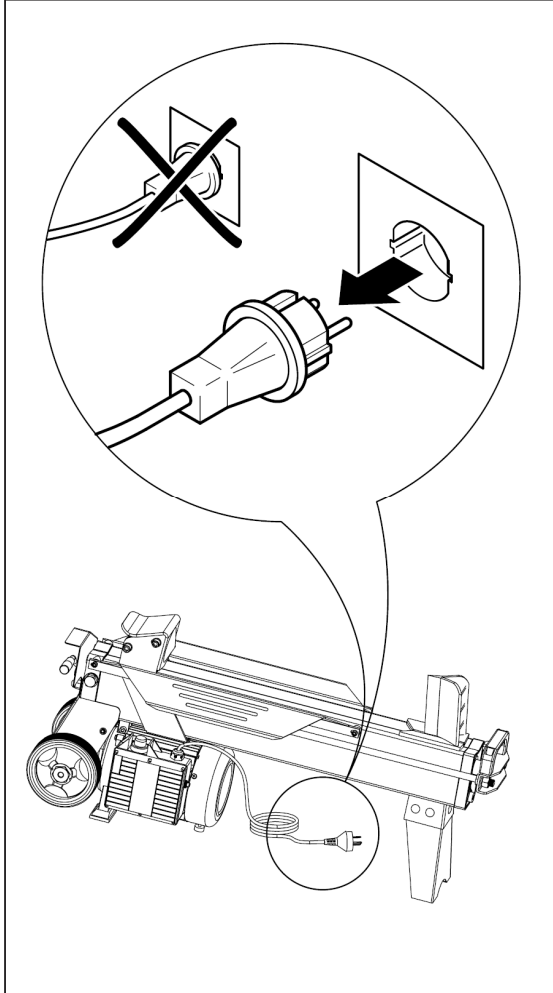
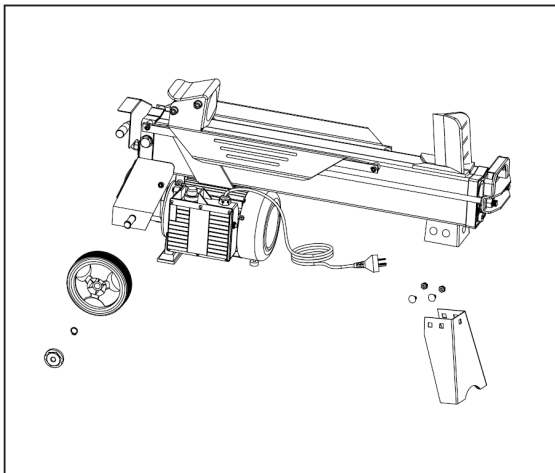


## Assembly Instructions – Stand for VARI 5 TON SUPER FORCE Log Splitter

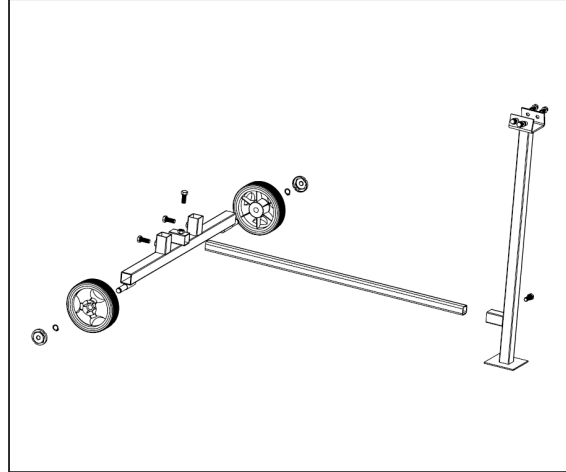
1) Unplug the log splitter before you start to assemble the stand.



2) Dismount both wheels and the sheet-metal support leg from the log splitter.



3) Assemble the stand frame as shown on the picture.



4) Put both stand legs on the log splitter shanks (position 1), then seat the log splitter on the stand frame.

Now bore 2 holes with  $\varnothing 8$  mm into the pump cover (position 2). Use enclosed bolts and nuts 6 x M8 (position 3) to assemble the log splitter with the stand.

